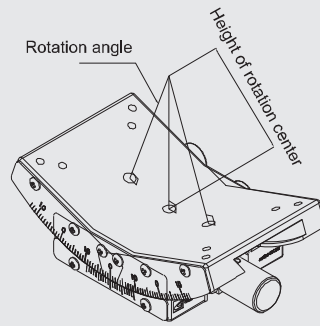
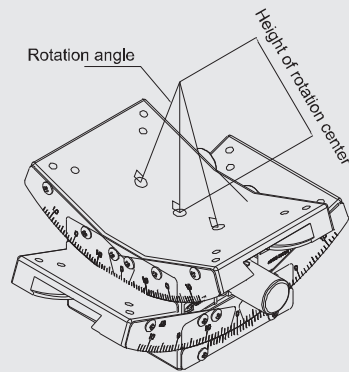




MXG5-□CS [  $\alpha$ -axis ]



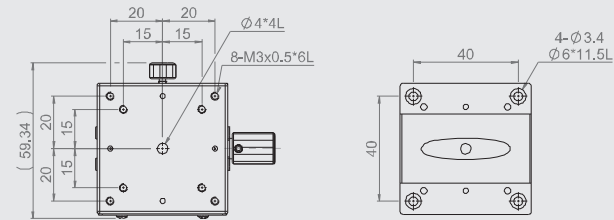
MYG5-□CS [  $\alpha\beta$ -axis ]



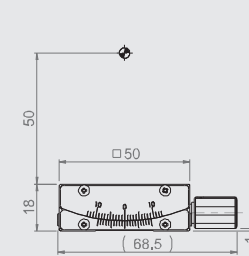
Specification

Unit: mm

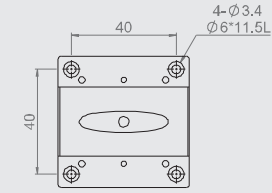
Model no.	Table size	Axis	Height of rotation center	Travel stroke	Minimum reading	Stroke per revolution	Allowable Loading (kgf)	Weight kg	Material	Surface finish
MXG5-50CS	50*50	$\alpha$	50	$\pm 10^\circ$	0.1°/ Vernier	$\div 1.55^\circ$	3	0.36	Brass Alloy	Black fluororesin
MXG5-68CS			68	$\pm 10^\circ$		$\div 1.2^\circ$				
MXG5-86CS			86	$\pm 8^\circ$		$\div 0.97^\circ$				
MYG5-50CS	50*50	$\alpha\beta$	50	Upper axis $\pm 10^\circ$ Lower axis $\pm 10^\circ$	0.1°/ Vernier	Upper axis $\div 1.55^\circ$ Lower axis $\div 1.2^\circ$	3	0.71	Brass Alloy	Black fluororesin
MYG5-68CS			68	Upper axis $\pm 10^\circ$ Lower axis $\pm 8^\circ$		Upper axis $\div 1.2^\circ$ Lower axis $\div 0.97^\circ$				



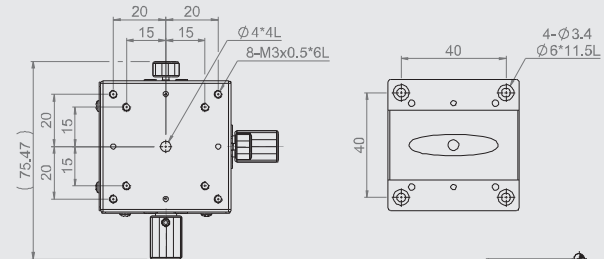
MXG5-50CS



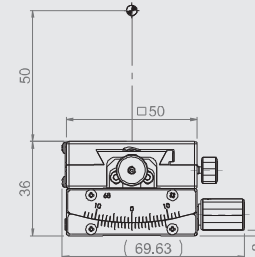
MXG5-68CS



MXG5-86CS



MYG5-50CS



MYG5-68CS

